

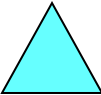



IAL: to use place value to recognise and count numbers up to 100.


This week, we are going to look at number and place value. Use the next page to write how many tens and ones you can see for each shape below.


 T O





 T O





 T O





 T O





 T O





 T O





 T O





 T O





 T O





 T O




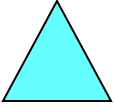










 T O



 T O



Find the shapes. Write the amount that is being shown in both numbers and words.


0 zero 1 one 2 two 3 three 4 four 5 five 6 six 7 seven
8 eight 9 nine 10 ten
11 eleven 12 twelve 13 thirteen 14 fourteen 15 fifteen
16 sixteen 17 seventeen 18 eighteen 19 nineteen
20 twenty 30 thirty 40 forty 50 fifty

IAL: to use place value to recognise and count numbers up to 100.


Choose A, B or C and complete the activity. If you would like to complete more than one activity, you can.

A


Add the tens and the ones together.



$$10 + 5 = \underline{\quad}$$




$$10 + 8 = \underline{\quad}$$




$$20 + 1 = \underline{\quad}$$

B


Write the number sentences for these numbers.



$$\underline{\quad} + \underline{\quad} = \underline{\quad}$$



$$\underline{\quad} + \underline{\quad} = \underline{\quad}$$



$$\underline{\quad} + \underline{\quad} = \underline{\quad}$$

C

1

2

3

Using the number cards above;

- Make a number that has 1 ten and 2 ones. _____
- Make a number with 2 tens. _____
- Make a number less than 20. _____

IAL: to use place value to recognise and count numbers up to 100.

Choose A, B or C and complete the activity. If you would like to complete more than one activity, you can.

A

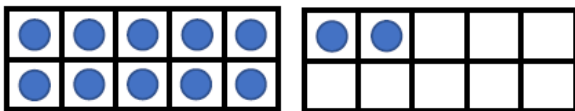
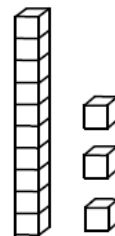
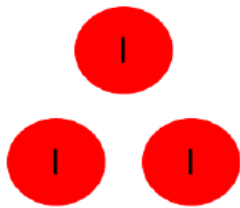
Work out the value of the base ten in the boxes below then answer the questions.

1 st Number = _____	2 nd Number = _____

Which is the biggest number? _____

B


Count the value of each section.
Which one is the odd one out?



Explain how you know.


C

Teddy has made a number using numicon.



He says

$$6 + 3 = 9$$



Teddy

What mistake has Teddy made?

Websites to extend your learning

<https://www.ictgames.com/sharkNumbers/mobile/index.html>

<https://www.topmarks.co.uk/learning-to-count/place-value-basketball>

<https://www.topmarks.co.uk/place-value/place-value-charts>