

IAL: to sequence main events from a piece of text.

Here are the main events of the story of Jack and the Beanstalk we have read so far. They are not in order. Can you put them in the correct order of events?


Once upon a time, a boy called Jack lived in a cottage with his mother and their cow Daisy.




Jack and his mother needed money. Jack set off to take Daisy to the market to sell her.



On the way to the market, Jack met a mysterious man.



The man gave Jack some incredible beans in exchange for the cow.



Jack took the magical beans home to show his mother.



Jack's mother threw the beans out of the window in anger.



IAL: to apply phonic knowledge and skills to decode words.

Read these digraphs out loud. How many other digraphs, trigraphs or split digraphs do you know that make the same sound?

ai

ie

ey

ea

ir

Look at things around your house. Can you spot any words that contain any of the above sounds? Can you hear other sounds in the words too? Write these words down.

Play a game with an adult. Ask the adult to read any sound to you. Can you write the sound down? Can you think of any words that have this sound in? How many words can you get in total for each sound?

Add sound buttons to the words below. Read a story and try to find these words. Which word did you spot the most?

wait

read

lie

they

first

Spell out these pictures using the sounds.



rain




teach



fried



skirt



monkey

IAL: how to use the prefix -un to change the meaning of a word.

Adding the prefix un- changes the meaning of a word. It means it's the opposite of something or 'not.' Look at this example:

happy → unhappy

Choose A, B or C and complete the activity. If you would like to complete more than one activity, you can.

A

Change these verbs by adding the prefix un-.


verb		un- prefix
zip	→	<u>unzip</u>
lock	→	<u>unlock</u>
cover	→	<u>uncover</u>

I **packed** my suitcase when I got home.

I unpacked my suitcase when I got home.

B

Add un- to these words and draw a picture of what the words mean.



C

Complete sections A and B first.

Write your own sentences using the un- words.