


Reception 4.5.20

Share the PowerPoint Frooby the Dragon before completing the activities.

Encourage your child to join in with the story and use their problem solving skills to predict the answers.

The first activities are to help consolidate your child's understanding of doubles.

The second activity is to develop their understanding of halves.



Online Activities

Numberjacks- havles

<https://www.youtube.com/watch?v=eBWTP84lcUI>

Songs

Counting backwards

https://www.youtube.com/watch?v=srPktd4k_O8

https://www.youtube.com/watch?v=ShqXL-zfLxY&list=RDQMc4rtE9ZNbuc&start_radio=1

Doubles song

<https://www.youtube.com/watch?v=NDqbCfpYrg>

Counting in 2's

https://www.youtube.com/watch?v=hae10bsW_CM

<https://www.youtube.com/watch?v=G2iStjfHxrk>

Counting in 5's

<https://www.youtube.com/watch?v=uDSWMjtMff4>


Counting to 100

<https://www.youtube.com/watch?v=0TgLtF3PMOc>


<https://www.youtube.com/watch?v=e0dJWfQHF8Y>

<https://www.youtube.com/watch?v=CyYh1raLGBs>


Can you double up the buttons on the gingerbread men and write the answers?




$$1 + 1 =$$




$$4 + 4 =$$



$$2 + 2 =$$





$$5 + 5 =$$





$$3 + 3 =$$


Can you double up the buttons on the gingerbread men and write the number sentence?




















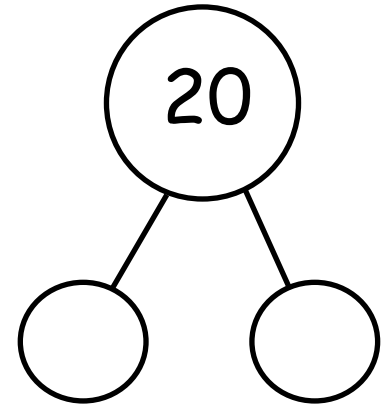
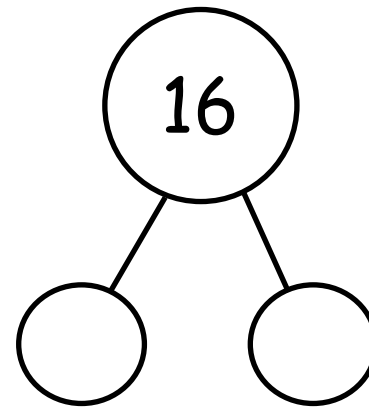
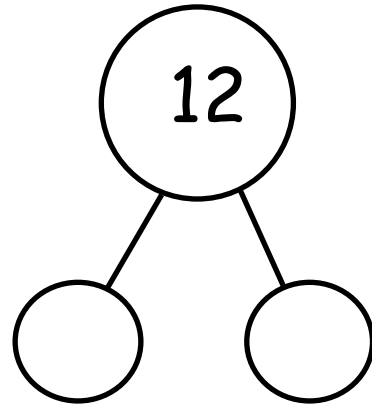
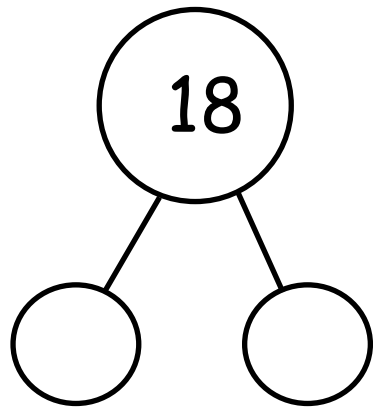
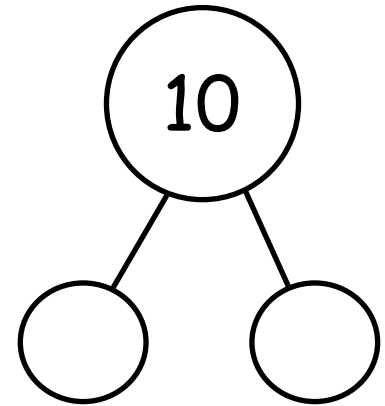
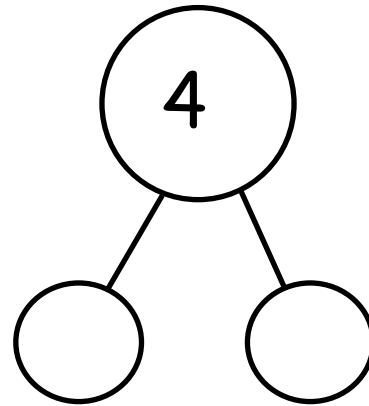
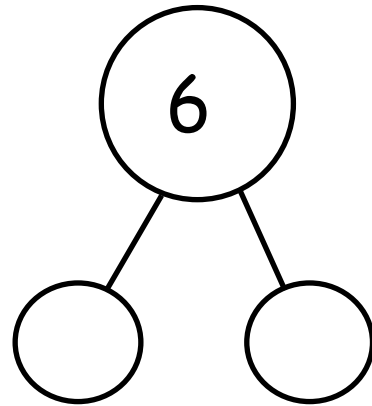
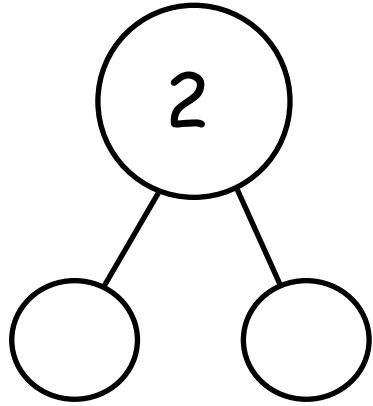







Halving diagrams

Use counters to find the halves. Remember to share them equally so both sides have the same!



Half of 8 is _____



Half of 14 is _____