

## Nursery

### Week 8 Phonics

#### Activity 1

#### Syllables

<https://www.youtube.com/watch?v=v7FIDb7e5L4&feature=youtu.be>

Watch the video showing an activity to support learning and understanding of syllables.

After you have watched it do the activity.

Select a range of objects and place in a basket.

Ask your child to chose one. What is it?

Now clap out the syllables. How many sounds make up the word?

Use the **syllable sheet** to sound out the words. Point to the drums as you sound out the beats of the word.

Place the object into the correct **syllable house**.

To consolidate their learning, ask your child to clap out their name and names of their siblings. Which syllable house does your name live in?

Which syllable house has the most objects?

Which syllable house has the fewest objects?

## Activity 2

### Rhyming

Revisit learning about rhyming.

Use the **rhyming bingo resource** but this time see if you can extend the rhyming strings by thinking of other words that sounds the same.

Watch these videos and join in:

<https://www.youtube.com/watch?v=O8DH0UFvDLo>

<https://www.youtube.com/watch?v=3Cc1TL-0bXo>

<https://www.youtube.com/watch?v=nAUdQZ8Xivw>

<https://www.youtube.com/watch?v=RVophT8naUM>

<https://www.youtube.com/watch?v=tvSBDVoZD5Y>

## Activity 1



Print out this resource to count out the syllables in the objects you have selected.

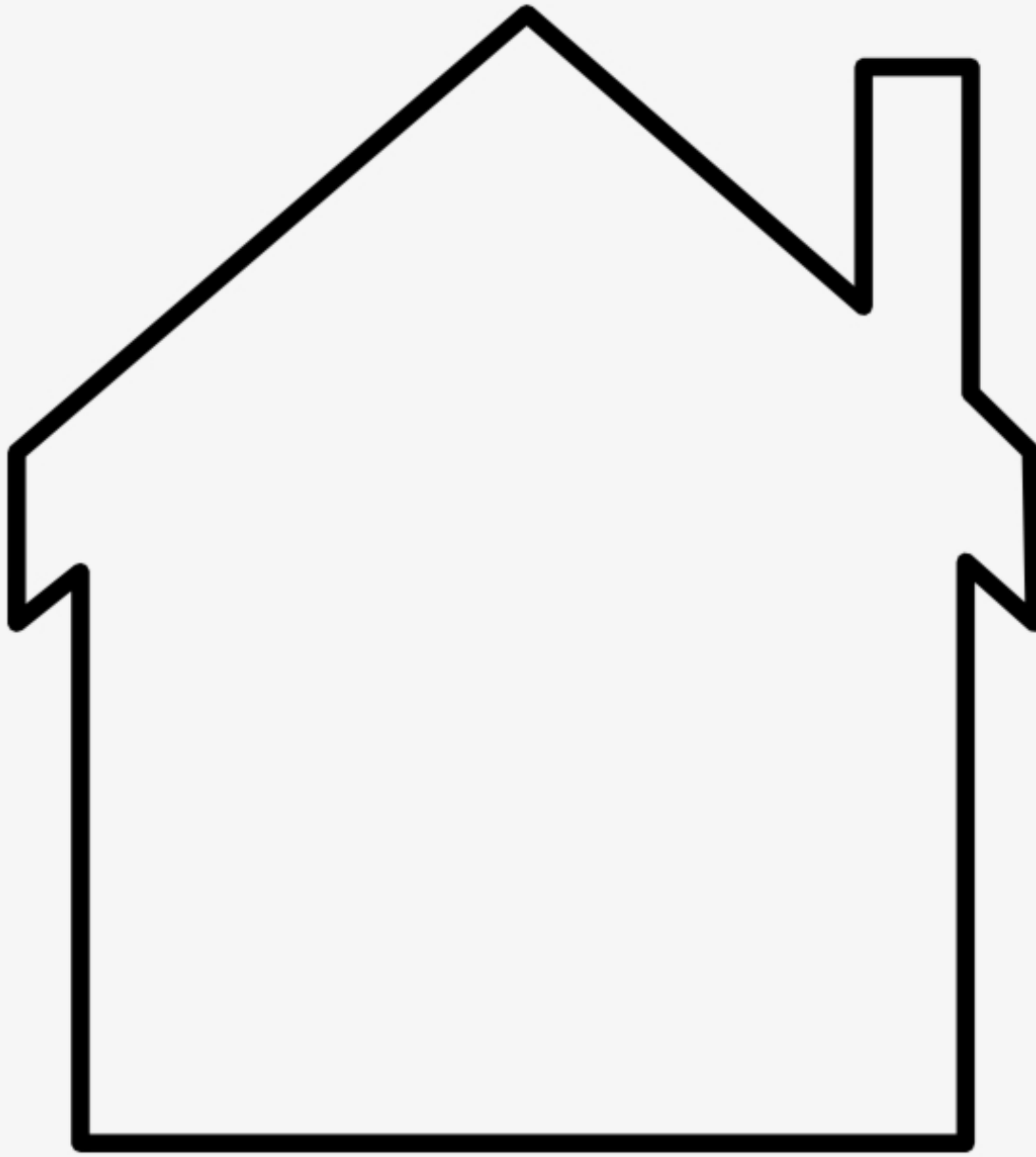
### Counting Syllables




Activity 1

Put the object in the correct syllable house.

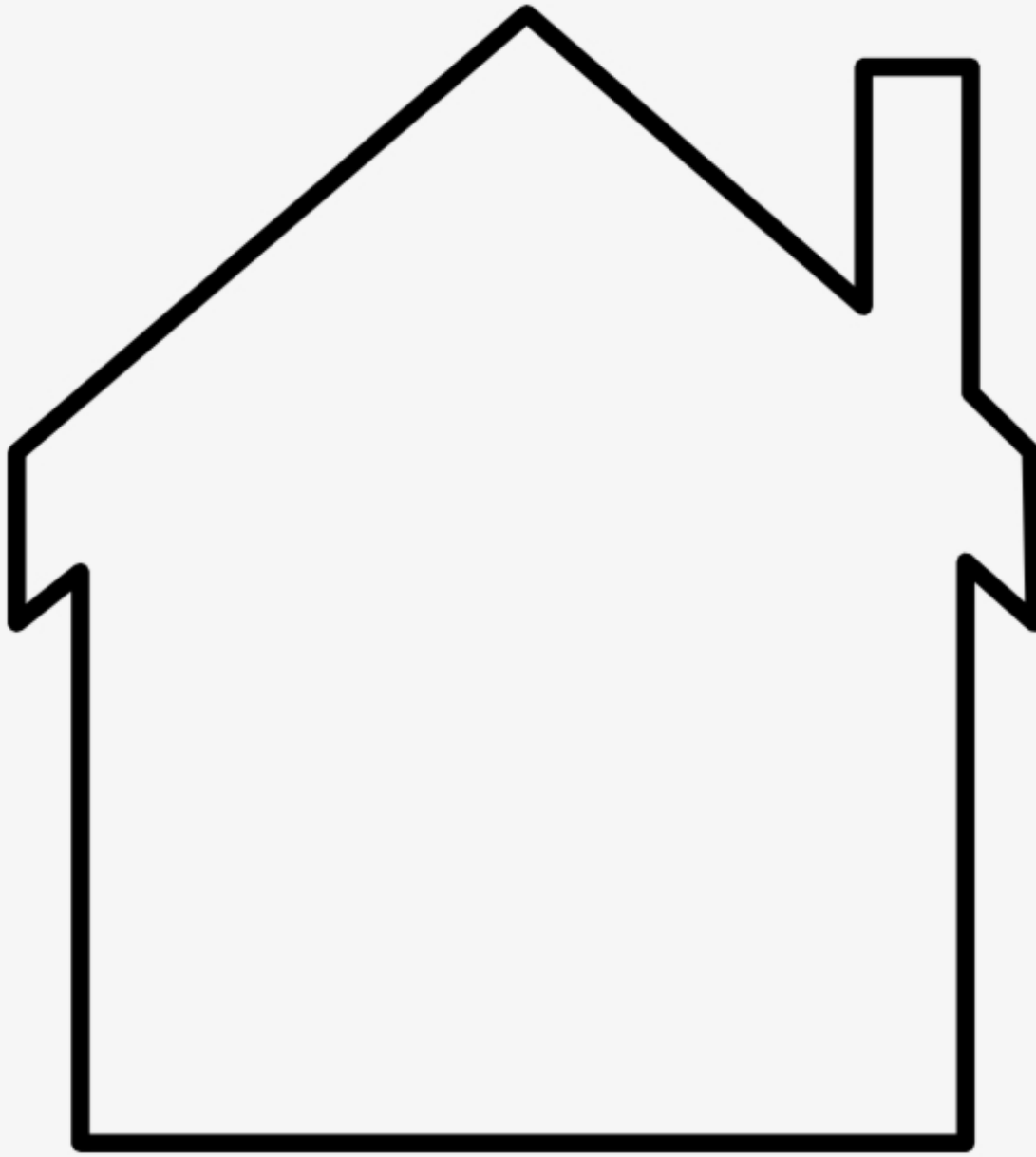




2



3



4