

## Week 5 - Mathematical Development

### Activity 1 - Numberblocks Number 9

<https://www.bbc.co.uk/cbeebies/watch/numberblocks-the-nine-song>

Watch the video and then:

- Count out objects to 9
- Make your own arrangements using 9 objects
- Clap 9 times
- Count 9 steps
- Write the number 9



# 9

## Activity 2 - Matching objects to numerals

### Option 1

- Make a number line with numerals 1 - 10.
- You can do this outside using chalk or write on paper and peg them onto some string.
- Write the numbers with your child. Can they form some of the numbers correctly?
- Count the numbers with your child - pointing to each one individually.
- Ask your child to go and find objects to match each of the numbers. This can be anything - leaves, stones, cars, buttons, pasta.
- Once they have selected the objects - count them out to confirm they have the right amount. If they are missing some ask 'I wonder how many more we need? We have 3 and need 4.' Use fingers to support counting.

### Option 2

- Select objects and place in a bowl of water. (Buttons, stones, pom poms etc)
- Label plastic cups 1- 10.
- Use a kitchen spoon to hook out the objects.
- Fill the cups with the correct amount of objects.
- Empty the contents of each cup to check the amount.
- Did you get the correct amount?
- How many more do you need if you haven't got the right amount?
- If there's too many - how many do you need to take out?

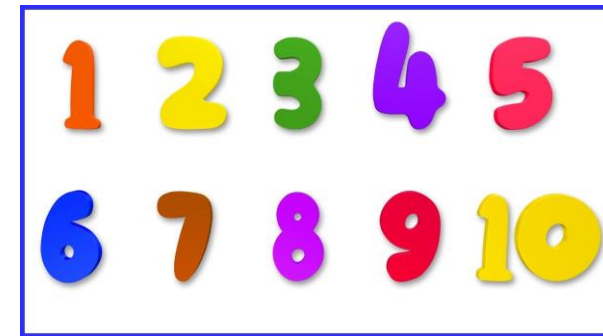


**Now complete the resource activity 2**

## Activity 3 - Number Recognition

### Use the resource activity 3

- All the numbers have been jumbled up! Can you help to rearrange them and put them in the correct order?
- Are there any familiar numbers you can recognise?
- Which other numbers can you recognise?
- Ask your grown up to help you recognise numbers you are unsure of.
- Count the numbers to 10.
- Can you order the numbers?
- Which number comes first?
- What comes next?
- Use your fingers to help you count to identify which number follows the one previously.



## Activity 4 - Number Rhymes

Watch the video 'Five Little Speckled Frogs':

<https://www.bbc.co.uk/programmes/p038jj3m>

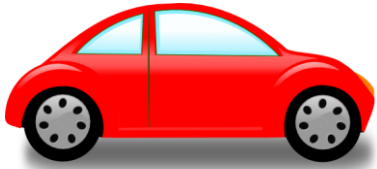
Answer the following questions:

- How many frogs are on the log at the **start** of the song?
- How many frogs are on the log at the **end** of the song?
- At the **start** of the song how many frogs are in the pool?
- At the **end** of the song how many frogs are in the pool?
- If there are 3 frogs on the log, how many are in the pool?
- If there is 1 frog in the pool, how many are on the log?
- If there are no frogs left on the log, where did all the frogs go?
- How do you know that there are 3 frogs left on the log?
- How can you check that there are 2 frogs in the pool?
- How many frogs are there altogether? Can you count them?


Use resource activity 4 to support the activity

Activity 2 - Matching objects to numbers


Count the number of objects and match to the number. Count the spots to confirm you have selected the correct number.




1



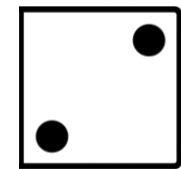
3




5











2





4



Activity 3 - Number Recognition




Activity 4 - Five Little Speckled Frogs





Activity 4 - Five Little Speckled Frogs





Activity 4 - Five Little Speckled Frogs

